


PATRIOT

PIONEER
CHIPPER-BLOWER-VAC™

ILLUSTRATED
PARTS LIST





WARNING: THE POWER MUST BE OFF, THE ROTOR FULLY STOPPED AND THE SPARK PLUG WIRE DISCONNECTED FROM THE SPARK PLUG BEFORE ANY SERVICE OR MAINTENANCE IS PERFORMED. PERSONAL INJURY MAY RESULT.



DANGER: A SPECIAL CUT-OFF SWITCH DISABLES THE ENGINE WHEN THE BAGGER-BLOWER IS REMOVED FROM THE DECK. HOWEVER, THE ROTOR WILL SPIN IF YOU PULL THE CORD. THIS CAN CAUSE A VERY SERIOUS INJURY. DO NOT PULL THE CORD OR ATTEMPT TO START THE MACHINE WITHOUT FIRST INSTALLING THE BAGGER-BLOWER.



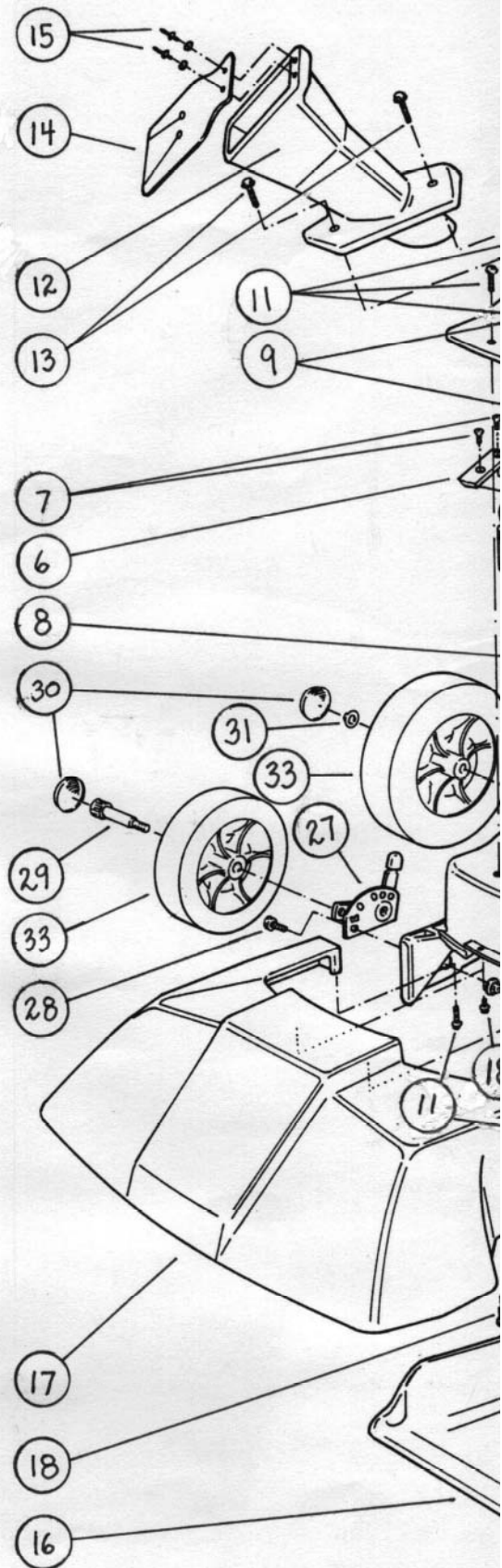
CAUTION: OPERATE YOUR GAS ENGINE OUTDOORS, IN A WELL-VENTILATED AREA. KEEP CHILDREN AND PETS AWAY FROM THIS POWER EQUIPMENT. SERIOUS INJURY OR DEATH CAN RESULT.

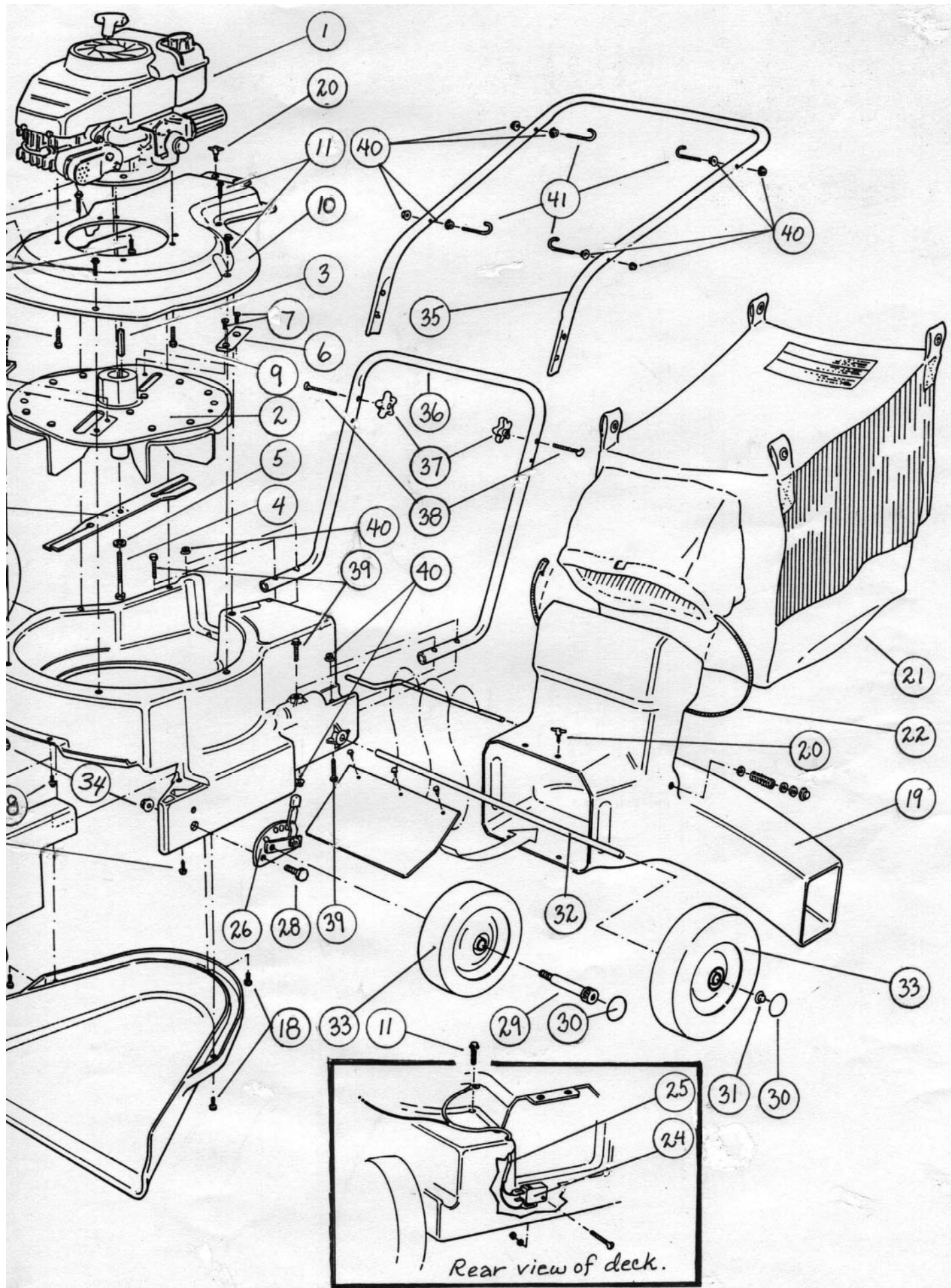


WARNING: NEVER PUT YOUR HANDS, FACE OR CLOTHING INTO THE CHIPPER CONE OR OTHER INLETS WHEN THE ROTOR INSIDE IS STILL TURNING. KEEP YOUR FINGERS AND FACE OUT OF THE BAG, BLOWER AND VACUUM SNOUT WHEN THE ROTOR IS TURNING. SERIOUS PERSONAL INJURY MAY RESULT.



ATTENTION: WEAR GOGGLES AND STURDY SHOES WHEN USING THIS MACHINE. HEARING PROTECTION IS ALSO ADVISED. SEE YOUR MANUAL FOR COMPLETE OPERATION AND SERVICE INSTRUCTIONS AND WARNINGS.





ILLUSTRATED PARTS LIST: PIONEER CHIPPER-BLOWER-VAC

The "Illus. #" refers to the numbered parts in the illustrations. Use the "Order #" and the "Description" when ordering. "Qty." refers to the total number of each part the machine is built with. Items without an "Illustration #" are available but not shown in the drawings.

Illus. #	Order #	Description	Qty.
1	82515-000-5V	TECUMSEH ULTRA 5 HP w/ KEY	1
1	82515-000-6V	TECUMSEH ULTRA 6 HP OHV w/ KEY	1
2	32500-116-5	CBV ROTOR w/ FAN BLADES	1
3	70310-000-5	KEY, 1/4" x 1-7/8"	1
4	74850-000-5	HX. HD. CAP SCREW, 3/8"-24 x 5/8"	1
5	71662-000-5	LOCKWASHER, 3/8"	1
6	81009-121-5	CBV CHIPPER KNIFE	2
7	70685-000-5	FHSCS, 5/16"-24 x 5/8"	4
8	14009-122-5	SHREDDER FLAIL BLADE	2
9	74352-000-5	HWHTCS, 3/8"-16 x 1" + F	3
10	50300-017-5A	ENGINE MOUNT	1
11	74452-000-5	HHTFS, 1/4" x 1/1-4" + B	8
12	50300-114-5A	CHIPPER CASTING w/ GUARD	1
13	74752-000-5	HWHTCS, 5/16"-18 x 1-1/2"	2
14	11400-011-5	CHIPPER CONE GUARD	1
15	70312-000-5	POP RIVET, 3/16" x 0.625	2
16	50305-111-5	VACUUM TRAY	1
17	53803-110-5A	VACUUM SNOUT w/ DECALS, BLUE	1
18	74652-000-5	HHTFS, 1/4" x 5/8" + B	5
19	50005-105-5A	BAGGER-BLOWER CHUTE (ASSEMBLY)	1
20	50740-000-5A	YELLOW TEE-KNOB	2
21	80007-106-5	4-BUSHEL BAG w/ DUST DEFLECTOR	1
22	32" BCT	32" BLACK CABLE TIE	1
23	83201-104-5	CBV DECK w/ SERIAL TAG (Call factory)	1
24	70025-130-5A	SAFETY KILL SWITCH ASSEMBLY	1
25	WIRE-CBV	WIRE HARNESS	1
26	80102-123-5A	5-POINT HEIGHT ADJUSTOR, LEFT	1
27	80102-134-5A	5-POINT HEIGHT ADJUSTOR, RIGHT	1
28	75352-000-5	HHCS, 3/8"-16 x 3/4"	2
29	75640-000-5	AXLE BOLT, 1/2" x 1-1/2"	2
30	73505-000-5	HUB CAP, BLACK	4
31	70490-000-5	PUSH NUT	2
32	80400-124-5	CBV AXLE, 1/2" x 20 - 0.6"	1
33	73404-000-5	WHEEL, 8" w/ SILVER HUB	4
34	75232-000-5	LAMINATED LOCK NUT, 3/8" x 24	2
35	64105-127-5	UPPER HANDLE BAR, PRO STYLE	1
Not shown	81005-128-5	CUSHION GRIP, PRO STYLE	1
Not shown	80007-129-5	THROTTLE CONTROL	1
36	64105-125-5	LOWER HANDLE BAR	1
37	70535-000-5	5-STAR KNOB, 5/16" - 18	2
38	75002-000-5A	BOLT FOR STAR KNOB, 5/16"-18 x 2"	2
39	74902-000-5	BOLT FOR DECK/HANDLE, 1/4"-20x1.75"	4
40	70732-000-5	WHIZ NUT, 1/4" - 20	12
41	75702-000-5	J-HOOK, 1/4" - 20 x 2-5/16"	4

Illus. #	Order #	Description	Qty.
<i>Convenient kits and accessories also available...</i>			
<i>Coming soon!</i>			
	80007-171-5	8 FT. VACUUM HOSE KIT (Call factory)	1
		PATRIOT PIONEER MANUAL	1
		ULTRA 5 & 6 HP ENGINE MANUAL	1
	80007-174-5	WARRANTY CARD	1
	70000-000-5	SAFETY GOGGLES	1
	70305-000-5	3/16" ALLEN WRENCH FOR KNIVES	1
		KNIFE KIT for CHIPPER-BLOWER-VACS	2
	F9903-000-C	PATRIOT "STAR-P" EMBROIDERED CAP	1

[4/96]



CUSTOMER SERVICE • 8 AM - 5 PM CST

1-800-798-2447

FAX 1-414-259-9612

Several patents approved or pending.

© 1996 The Patriot Company, Milwaukee, WI